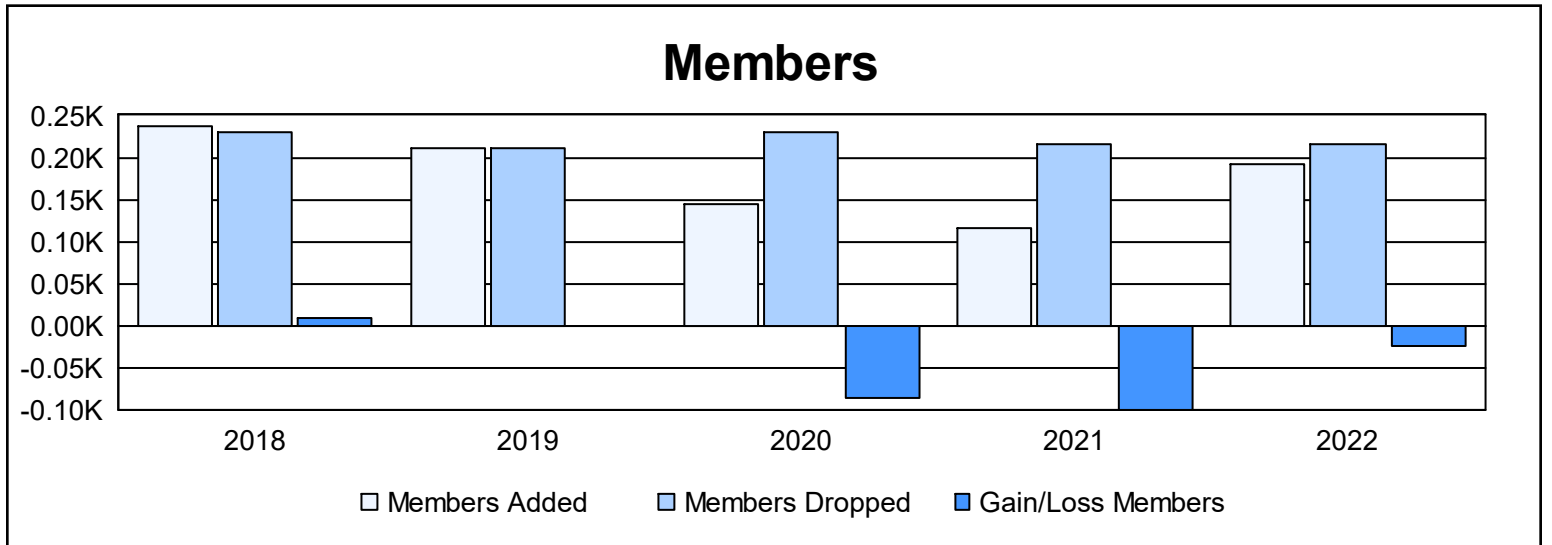
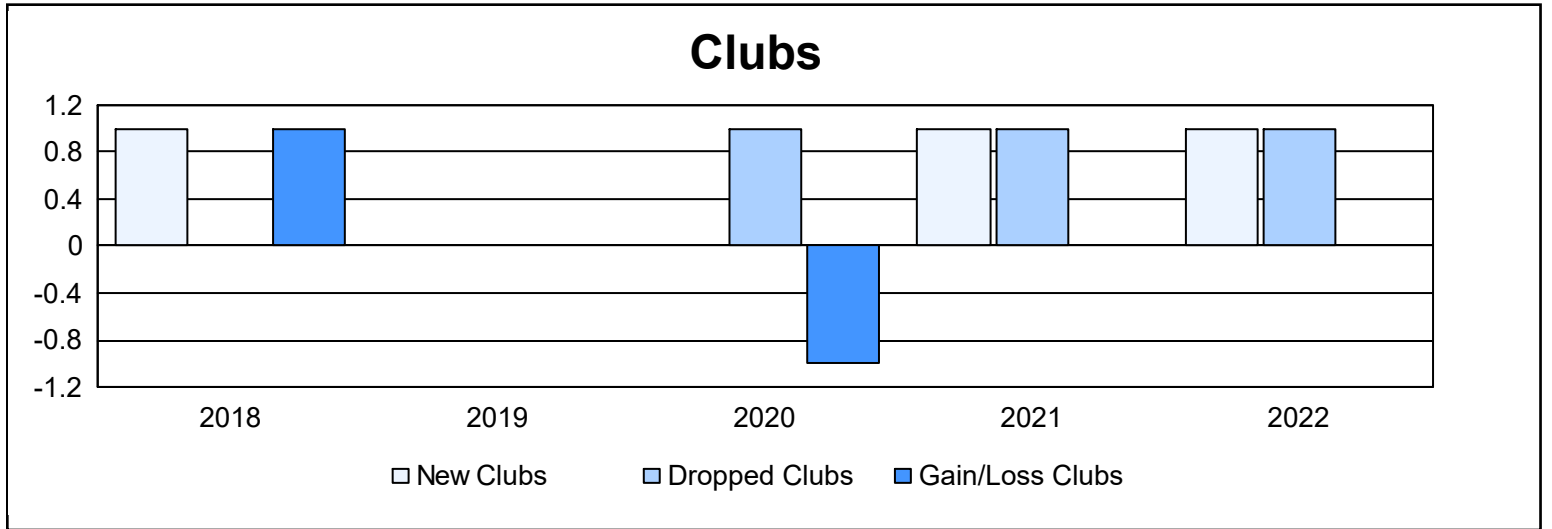
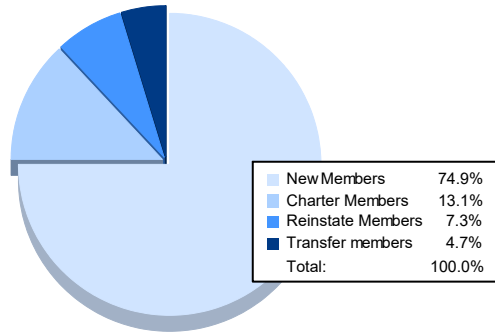


Year	New Clubs	Dropped Clubs	Gain/ Loss Clubs	New Members	Charter Members	Reinstate Members	Transfer Members	Total Member Added	Total Members Dropped	Gain/ Loss Members
2017-2018	1	0	1	199	26	7	6	238	229	9
2018-2019	0	0	0	186	3	5	17	211	211	0
2019-2020	0	1	-1	121	0	8	15	144	230	-86
2020-2021	1	1	0	81	17	14	3	115	215	-100
2021-2022	1	1	0	143	25	14	9	191	216	-25
<b>Average</b>	<b>1</b>	<b>1</b>	<b>0</b>	<b>146</b>	<b>14</b>	<b>10</b>	<b>10</b>	<b>180</b>	<b>220</b>	<b>-40</b>



### Membership Composition June 2022 Cumulative



### Gender Composition June 2022 Cumulative

